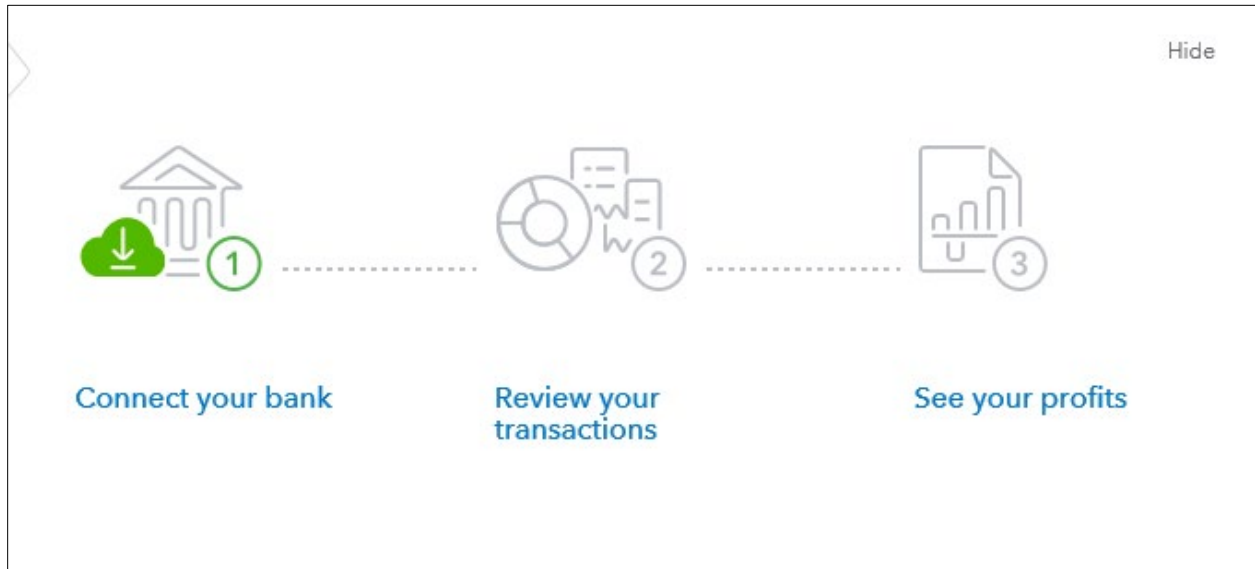


Setup Bank Accounts in QuickBooks Online

1. Log into QuickBooks Online
2. Select Connect to your bank




3. Type in People's Bank of Commerce and select the People's Bank of Commerce-Medford that is tied to www.peoplesbank.bank

Let's get a picture of your profits


Connect your bank or credit card to bring in your transactions.

356 results for **People's Bank of Commerce**

	Peoples Bank of Commerce-Medford www.peoplesbank.bank
---	---

4. Sign in using your online banking credentials and click Continue

Sign in to account



Peoples Bank of Commerce-Medford
<https://www.peoplesbank.bank/>
541-776-5350


Username

Password

[SHOW](#)


5. Click I'm not a robot

Sign in to account

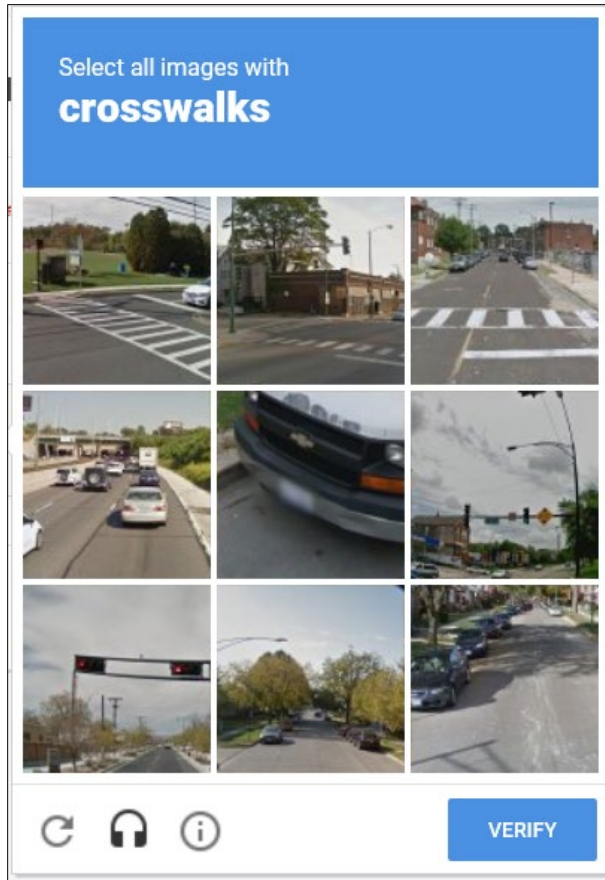


Peoples Bank of Commerce-Medford
<https://www.peoplesbank.bank/>
541-776-5350

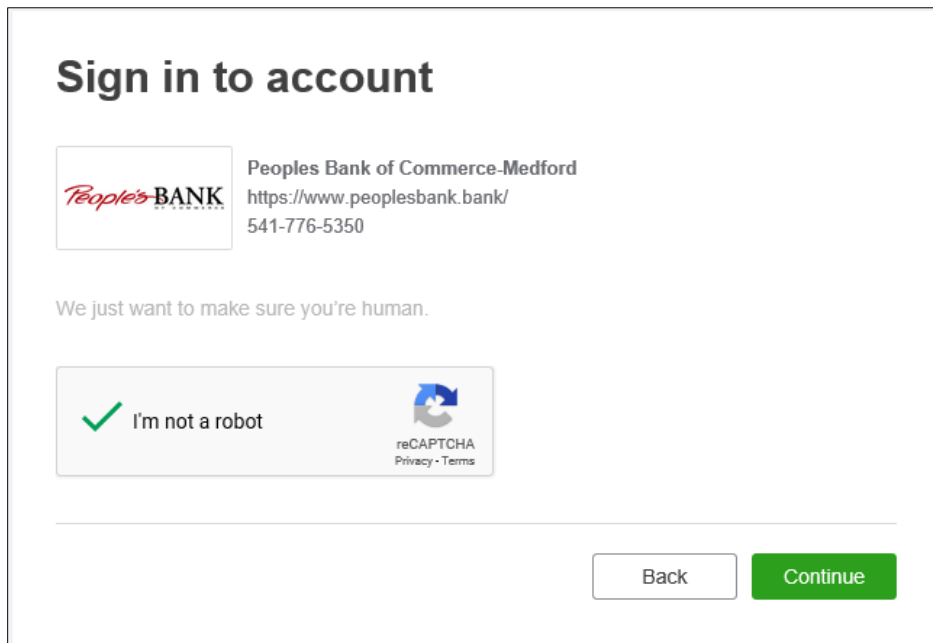
We just want to make sure you're human.

I'm not a robot 
reCAPTCHA
[Privacy](#) - [Terms](#)

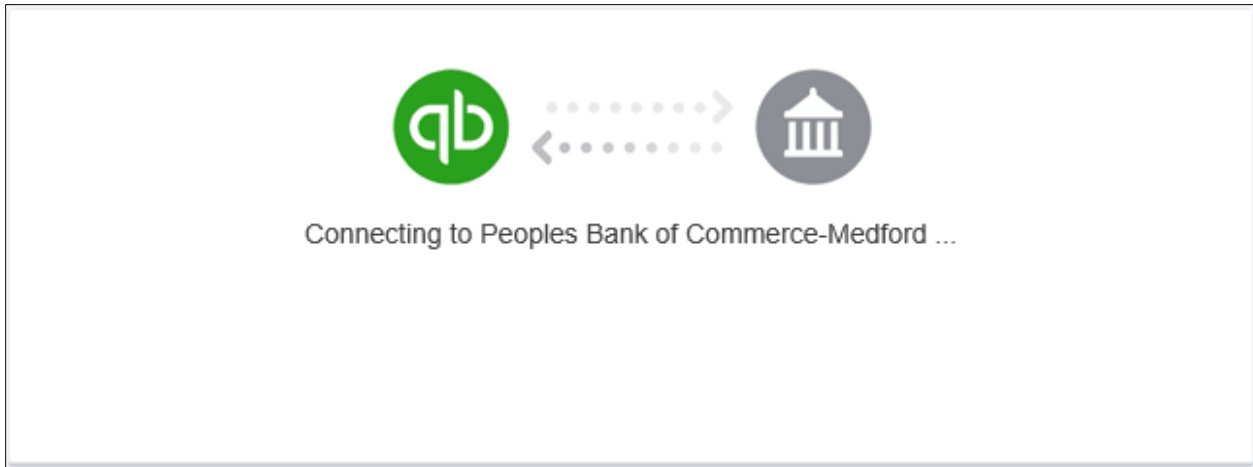
6. Follow the instructions for selection of images



7. Once confirmed the checkmark will show up next to I'm not a robot, click Continue



8. The system will connect to the bank



9. Complete the challenge question by answering the question, this is tied to what was setup with online banking then click Continue

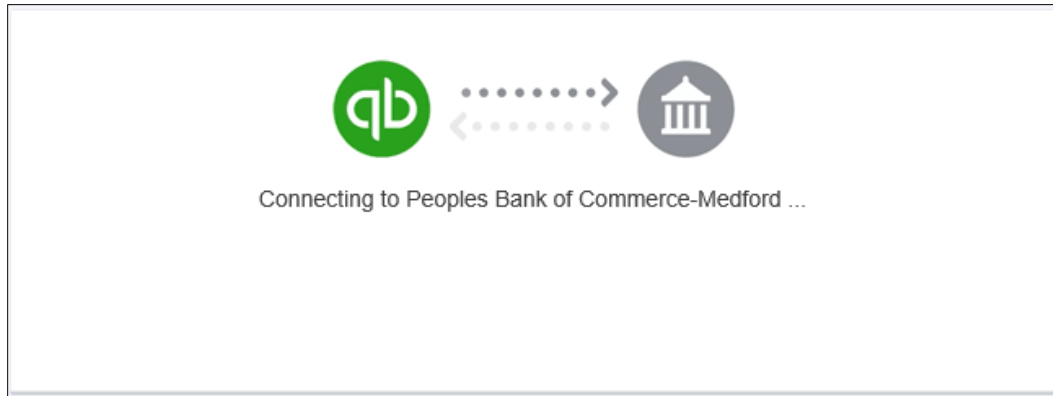
Sign in to account

Peoples Bank of Commerce-Medford
<https://www.peoplesbank.bank/>
541-776-5350

To keep your accounts safe, Peoples Bank of Commerce-Medford is asking for info only you should know.

What is your maternal grandmother's maiden name?

10. Quickbooks will then get the account information from online banking



11. Select which account you want to connect and the type, then click Connect

Which accounts do you want to connect?

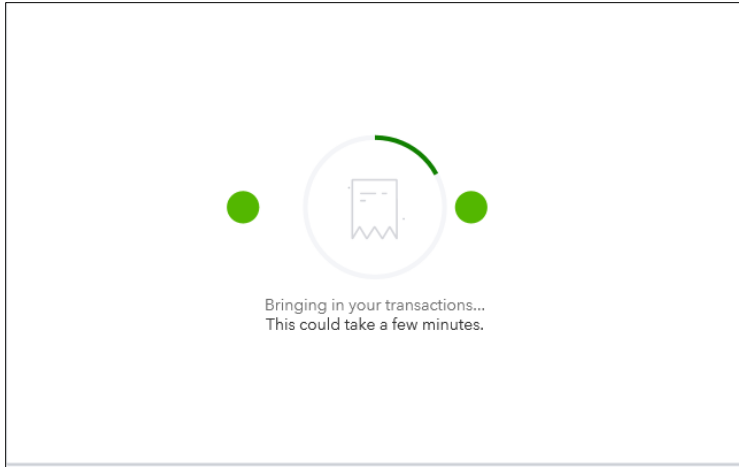
██████████ *██████████ *██████████ Balance: \$52,785.77		
██████████ (██████████ *██████████ *██████████ Balance: \$0.00		
██████████ *██████████ *██████████ Balance: \$18,961.17		
██████████ *██████████ *██████████ Balance: \$500,000.00		
██████████ *██████████ *██████████ Balance: \$3,896,252.06	Checking	✓
██████████ *██████████ *██████████ Balance: \$1,193,626.68		

We will pull transactions from the selected accounts from 12/12/2018. Or you can select a different date to pull transactions from. Some bank limitations may apply.

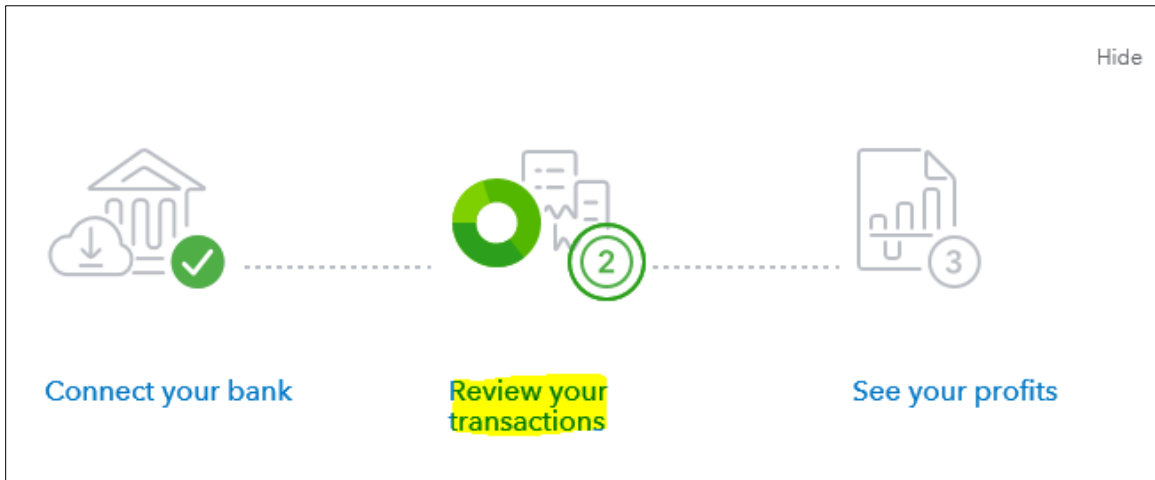
Max available (12/12/2018) ▼

Connect

12. QuickBooks then brings in your account transactions



13. Click on Review your transactions



14. Review and add the transactions brought over from online banking

Banking Rules

\$3,896,252.06
BANK BALANCE Moments ago

\$4,048,615.87
IN QUICKBOOKS **1000**

For Review | Reviewed | Excluded Take a tour | Go to Register

! We were able to get transactions from Peoples Bank of Commerce-Medfor starting from 02/28/2019.
You can match items to existing records or add them as new records. [Need more data?](#)

Batch actions ▾ | All | **All (1000)** | Recognized (0)

	DATE ▾	DESCRIPTION	PAYEE	CATEGORY OR MATCH	SPENT	RECEIVED	ACTION
<input type="checkbox"/>	03/12/2019	██████████		Sales		\$1,000.00	Add
<input type="checkbox"/>	03/12/2019	██████████		Sales		\$500.00	Add