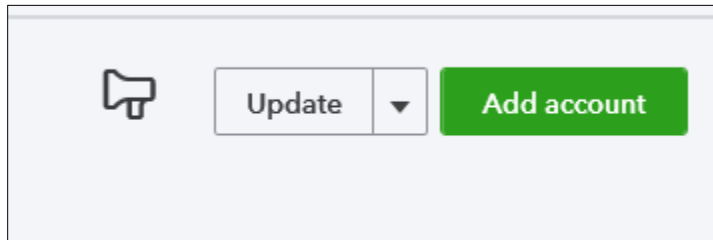
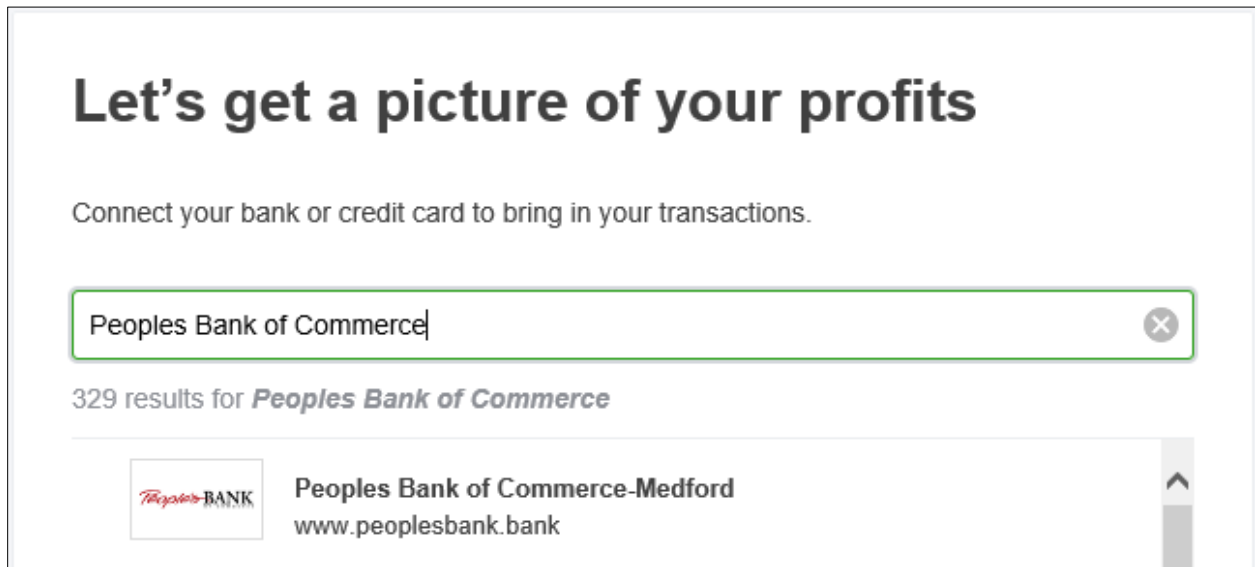


## Add an Account in QuickBooks Online

1. Log into QuickBooks Online
2. Click on Banking and then select Add Account




3. Type in Peoples Bank of Commerce and select Peoples Bank of Commerce-Medford  
[www.peoplesbank.bank](http://www.peoplesbank.bank)



4. Enter your online banking username and password then click Continue

## Sign in to account



Peoples Bank of Commerce-Medford  
<https://www.peoplesbank.bank/>  
541-776-5350

**Username**


**Password**

[SHOW](#)

---


5. Click I'm not a robot

## Sign in to account



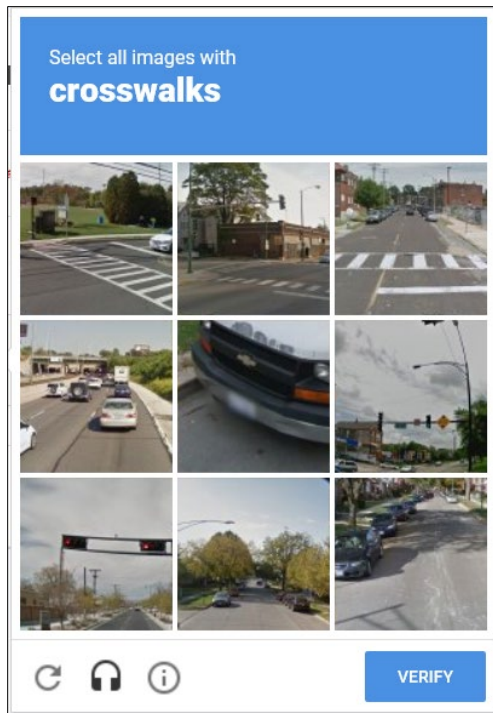
Peoples Bank of Commerce-Medford  
<https://www.peoplesbank.bank/>  
541-776-5350

We just want to make sure you're human.

I'm not a robot   
reCAPTCHA  
Privacy · Terms

---

6. Follow the instructions on the images then click Verify




7. Once the check mark is next to I'm not a robot, click Continue

# Sign in to account

**Peoples Bank of Commerce-Medford**  
<https://www.peoplesbank.bank/>  
541-776-5350

We just want to make sure you're human.

✓ I'm not a robot



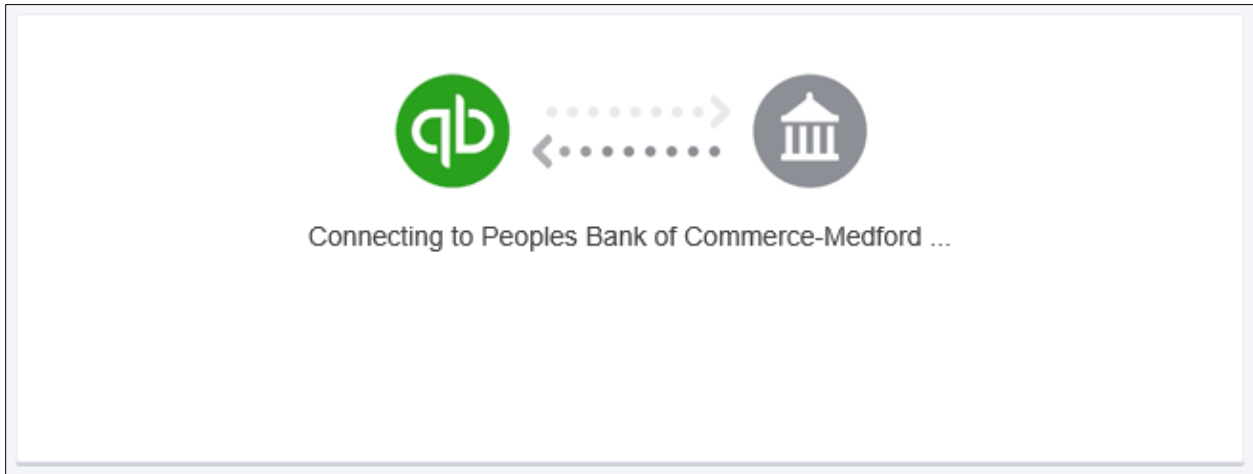
reCAPTCHA  
Privacy · Terms

---

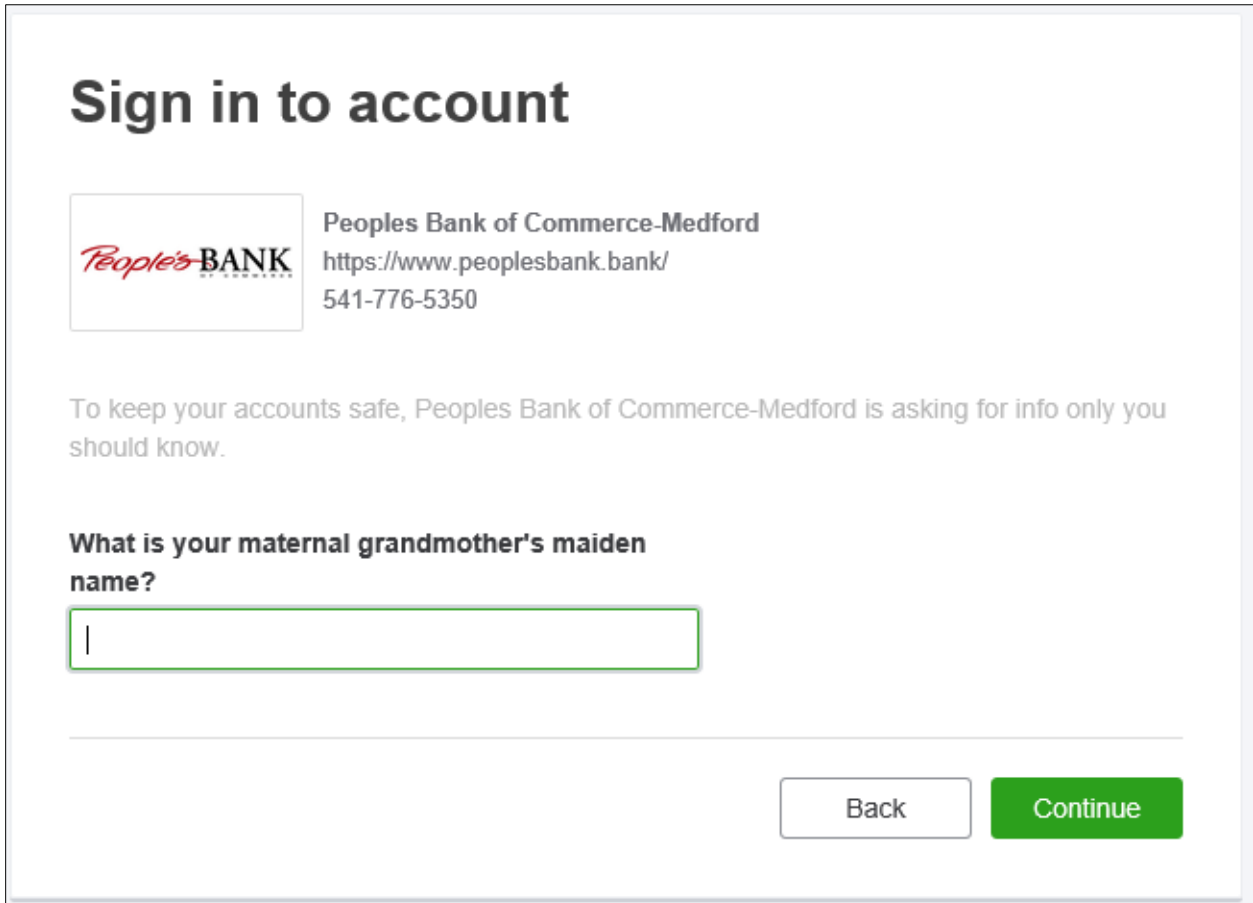
Back

Continue

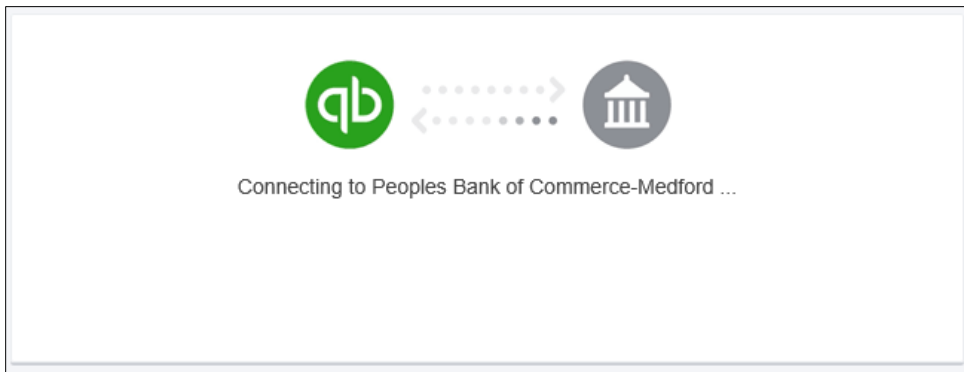
- QuickBooks Online will then talk to online banking



- Answer one of the three security questions setup in online banking then click Continue



## 10. QuickBooks will connect with online banking



## 11. Select which accounts you want to connect to then click Connect

**Which accounts do you want to connect?**

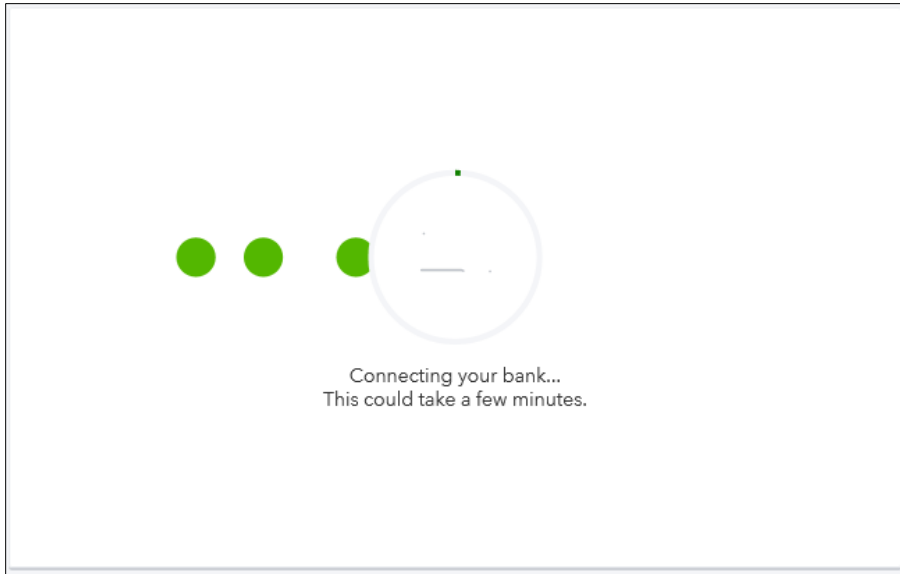
██████████ *██████████ *██████████ Balance: \$52,785.77	
██████████ (██████████ *██████████ *██████████ Balance: \$0.00	
██████████ *██████████ *██████████ Balance: \$18,961.17	
██████████ *██████████ *██████████ Balance: \$500,000.00	
██████████ *██████████ *██████████ Balance: \$3,896,252.06	Checking <input type="checkbox"/> ✓
██████████ *██████████ *██████████ Balance: \$1,193,626.68	

We will pull transactions from the selected accounts from 12/12/2018. Or you can select a different date to pull transactions from. Some bank limitations may apply.

Max available (12/12/2018)

**Connect**

## 12. Online banking then transfers the transactions into QuickBooks Online



## 13. Review and add the transactions brought over from online banking

Banking Rules

**\$3,896,252.06**  
BANK BALANCE Moments ago

**\$4,048,615.87** **1000**  
IN QUICKBOOKS

For Review | Reviewed | Excluded [Take a tour](#) | [Go to Register](#)

**!** We were able to get transactions from Peoples Bank of Commerce-Medfor starting from 02/28/2019.  
You can match items to existing records or add them as new records. [Need more data?](#)

Batch actions ▾ All **All (1000)** Recognized (0)

	DATE ▾	DESCRIPTION	PAYEE	CATEGORY OR MATCH	SPENT	RECEIVED	ACTION
<input type="checkbox"/>	03/12/2019	██████████		Sales		\$1,000.00	<b>Add</b>
<input type="checkbox"/>	03/12/2019	██████████		Sales		\$500.00	<b>Add</b>