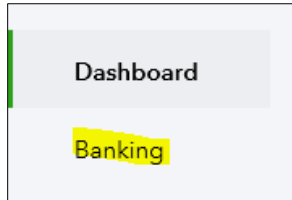
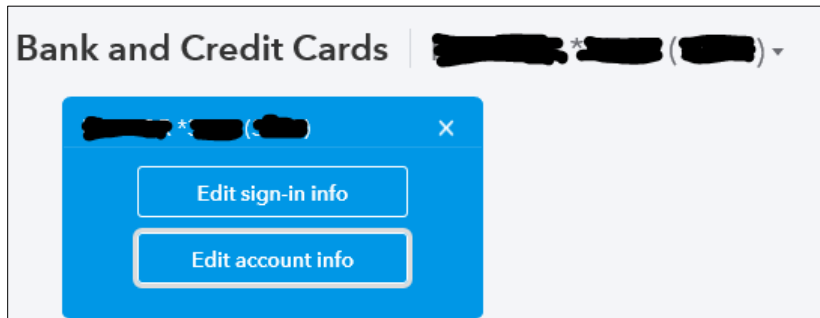


Edit or Disconnect and Re-Add Bank Accounts in QuickBooks Online

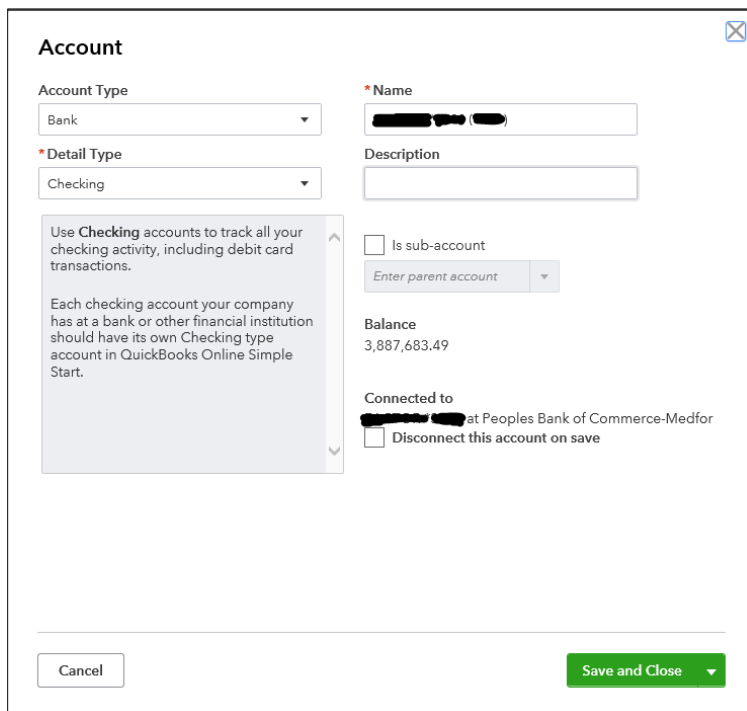
1. Log into QuickBooks
2. Click on Banking



3. If your username or password changed in online banking click Edit sign-info to update the banking information on the account. To verify the bank the accounts are setup with click on Edit Account info



4. Make sure that it says Connect to Peoples Bank of Commerce – Medford. If not, click Disconnect this account on save then click Save and Close

A screenshot of the 'Account' setup form in QuickBooks Online. The form includes the following fields and options:

- Account Type:** Bank (dropdown)
- *Name:** [Redacted]
- *Detail Type:** Checking (dropdown)
- Description:** [Redacted]
- Is sub-account:**
- Enter parent account:** [Dropdown]
- Balance:** 3,887,683.49
- Connected to:** [Redacted] at Peoples Bank of Commerce-Medfor
- Disconnect this account on save:**

At the bottom, there are 'Cancel' and 'Save and Close' buttons.


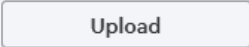
5. Click Connect account

Automate income and expense tracking

Save hours of work by tracking finances automatically

[See how it works](#) (2:23)

- 1 Connect a bank or credit card to get started
- 2 Review and add your transactions
- 3 See how your business is doing


 or 

Import automatically Add manually



6. Type in People's Bank of Commerce and select the People's Bank of Commerce-Medford that is tied to www.peoplesbank.bank

Let's get a picture of your profits

Connect your bank or credit card to bring in your transactions.


People's Bank of Commerce 

356 results for *People's Bank of Commerce*

 **Peoples Bank of Commerce-Medford**
www.peoplesbank.bank 

7. Sign in using your online banking credentials and click Continue

Sign in to account



Peoples Bank of Commerce-Medford
<https://www.peoplesbank.bank/>
541-776-5350


Username

Password

[SHOW](#)


8. Click I'm not a robot

Sign in to account

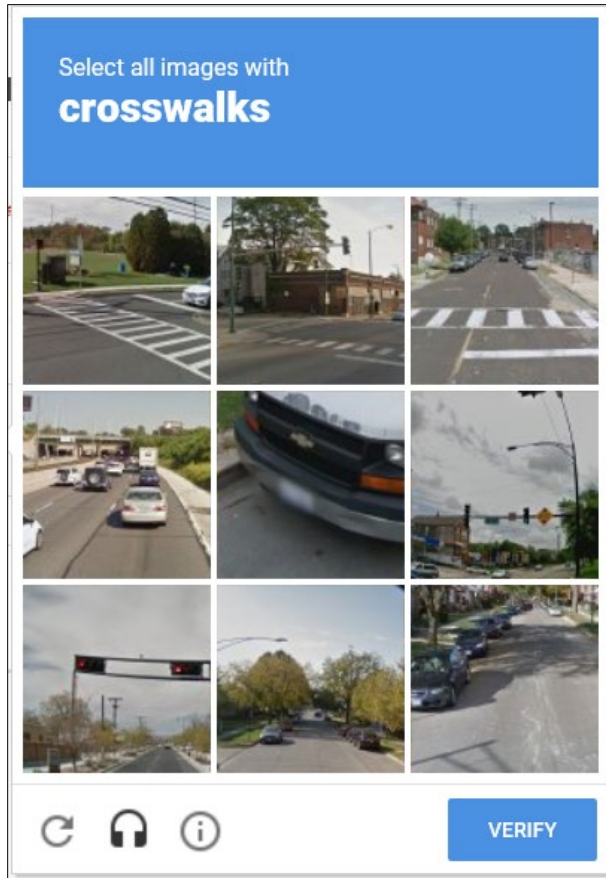


Peoples Bank of Commerce-Medford
<https://www.peoplesbank.bank/>
541-776-5350

We just want to make sure you're human.


I'm not a robot 
reCAPTCHA
[Privacy](#) - [Terms](#)

9. Follow the instructions for selection of images




10. Once confirmed the checkmark will show up next to I'm not a robot, click Continue

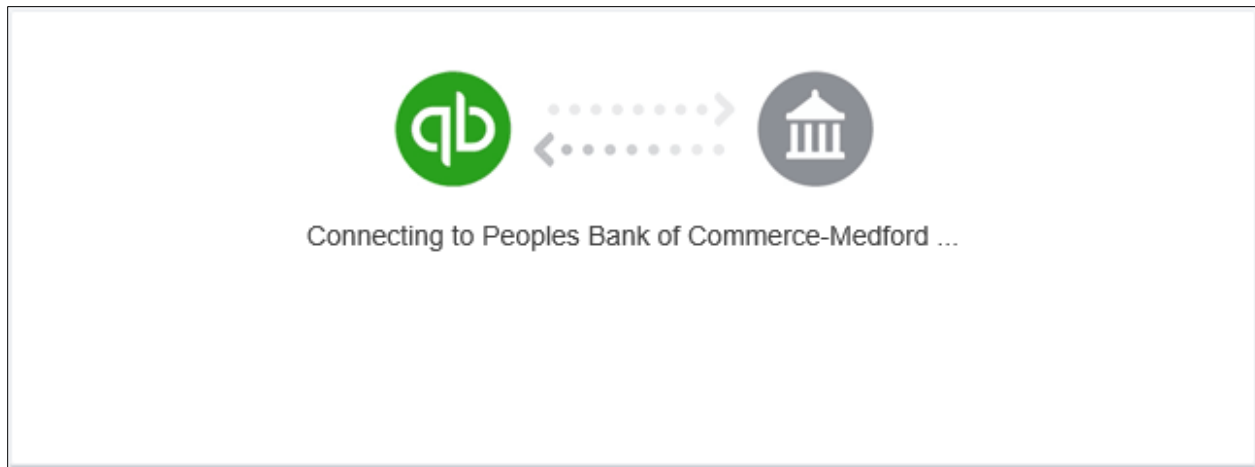
Sign in to account

 Peoples Bank of Commerce-Medford
<https://www.peoplesbank.bank/>
541-776-5350

We just want to make sure you're human.

I'm not a robot 
reCAPTCHA
Privacy - Terms

11. The system will connect to the bank



12. Complete the challenge question by answering the question, this is tied to what was setup with online banking then click Continue

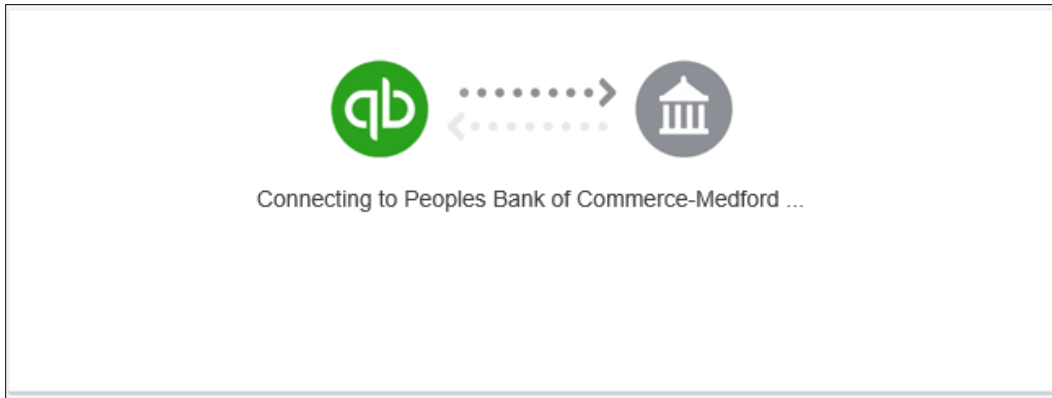
Sign in to account

Peoples Bank of Commerce-Medford
<https://www.peoplesbank.bank/>
541-776-5350

To keep your accounts safe, Peoples Bank of Commerce-Medford is asking for info only you should know.

What is your maternal grandmother's maiden name?

13. Quickbooks will then get the account information from online banking



14. Select which account you want to connect and the type, then click Connect

Which accounts do you want to connect?



██████████ *██████████ *██████████ Balance: \$52,785.77	
██████████ (██████████ *██████████ *██████████ Balance: \$0.00	
██████████ *██████████ *██████████ Balance: \$18,961.17	
██████████ *██████████ *██████████ Balance: \$500,000.00	
██████████ *██████████ *██████████ Balance: \$3,896,252.06	Checking <input type="checkbox"/> ✓
██████████ *██████████ *██████████ Balance: \$1,193,626.68	

We will pull transactions from the selected accounts from 12/12/2018. Or you can select a different date to pull transactions from. Some bank limitations may apply.

Max available (12/12/2018)

Connect

15. QuickBooks then brings in your account transactions



16. Review and add the transactions brought over from online banking

Banking Rules

\$3,896,252.06
BANK BALANCE Moments ago

\$4,048,615.87 **1000**
IN QUICKBOOKS

For Review | Reviewed | Excluded [Take a tour](#) | [Go to Register](#)

! We were able to get transactions from Peoples Bank of Commerce-Medfor starting from 02/28/2019.
You can match items to existing records or add them as new records. [Need more data?](#)

Batch actions ▾ ▾ All **All (1000)** Recognized (0)

<input type="checkbox"/>	DATE ▾	DESCRIPTION	PAYEE	CATEGORY OR MATCH	SPENT	RECEIVED	ACTION
<input type="checkbox"/>	03/12/2019	██████████		Sales		\$1,000.00	Add
<input type="checkbox"/>	03/12/2019	██████████		Sales		\$500.00	Add